

ENO RIVER WATER USERS MEETING
10:00 A.M.

August 23, 2007
Hillsborough, NC

Meeting Highlights

Attendees:

Linwood Peele & Wayne Howard – DWR;
Michael L. Douglas – DEH/PWSS-RRO;
Brian Strong & Emily Parisher – DPR;
Dave Cook – Eno River State Park;
Paul Thames & Kevin Lindley – Orange County;
Kenny Keel & Jeff Mahagan – Hillsborough;
Faye Metcalf, Roger Hellard, & Leo Allison – Orange-Alamance;
Bob Atz – Piedmont Minerals;
Robin Jacobs – Eno River Association.

Historical Operations:

Paul Thames provided the history and overview of Eno River Voluntary Capacity Use Agreement.

- Discussed why and how the area was designated for the Capacity Use Agreement.
- Provided a brief discussion of the Water Management Operation Plan and Procedures.
- Described the current interest in the agreement by three entities:
 - Towns and users who wish to maintain the current allocations for growth.
 - Eno River State Park and Eno River Association who want increase flow to the River.
 - Residents living around Lake Orange who share a perceived opinion of ownership.

Gages and Weirs:

- Lake Orange is low, at a level that would typically call for mandatory conservation under the County Conservation Ordinance however there are currently no restrictions.
- Lake Orange has been achieving approximately 90% conservation due to reduced Orange-Alamance and Piedmont Minerals usage as well as increased releases from the West Fork Eno Reservoir by the Town of Hillsborough.
- Hillsborough is currently releasing 2.8 mgd to meet the minimum release requirement and to offset the Town's total demand.

Water Use & Stream Flow Report:

Wayne Howard provided and discussed several graphs and tables.

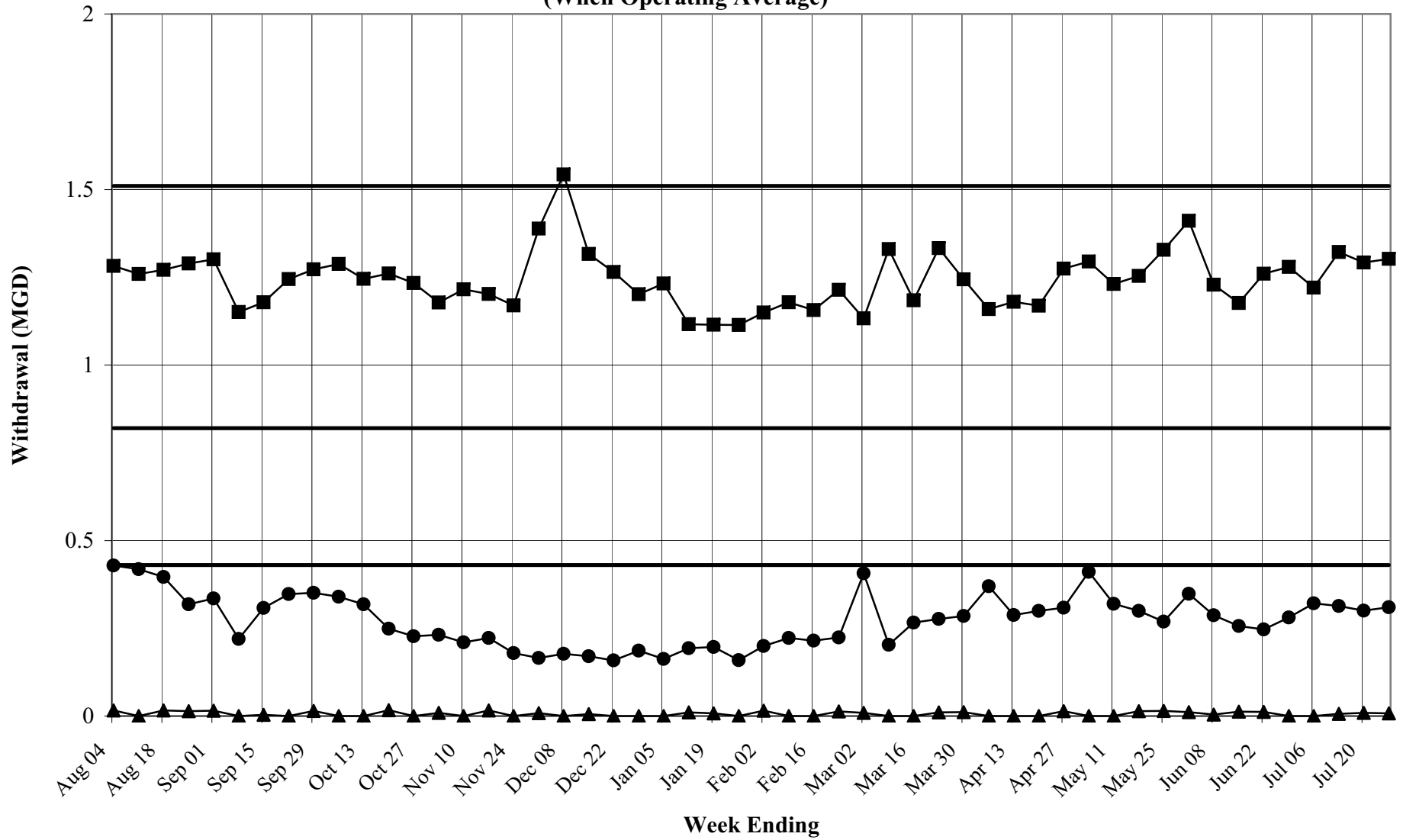
- **Graph 1:** Eno River Average Weekly Withdrawals (When Operating Average);
August 2006 – July 2007 with level of restrictions
- **Graph 2:** Eno River Average Weekly Withdrawals (7-day Average);
August 2006 – July 2007 with level of restrictions
- **Graph 3:** Eno River @ Hillsborough Gage #02085000;

Flow vs. Date (flow less than 10 cfs for August 2006 – July 2007)

- **Graph 4:** Eno River @ Hillsborough Gage #02085000;
Flow vs. Date (August 2006 – July 2007)
- **Table 1:** Summary for 2007 Stages of Restriction. (August 2006 – July 2007)
Provided number of weeks at each level of restrictions.
Provided average and total use for the Eno River Users.
- Provided clarification on Orange-Alamance usage from the quarterly reports. Usage listed as average use was actually average use when operating which generated a higher usage by Orange-Alamance. Now the reports provide and distinguish both.

ENO RIVER AVERAGE WEEKLY WITHDRAWALS

August 2006 - July 2007
(When Operating Average)

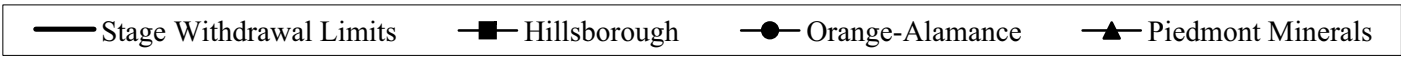
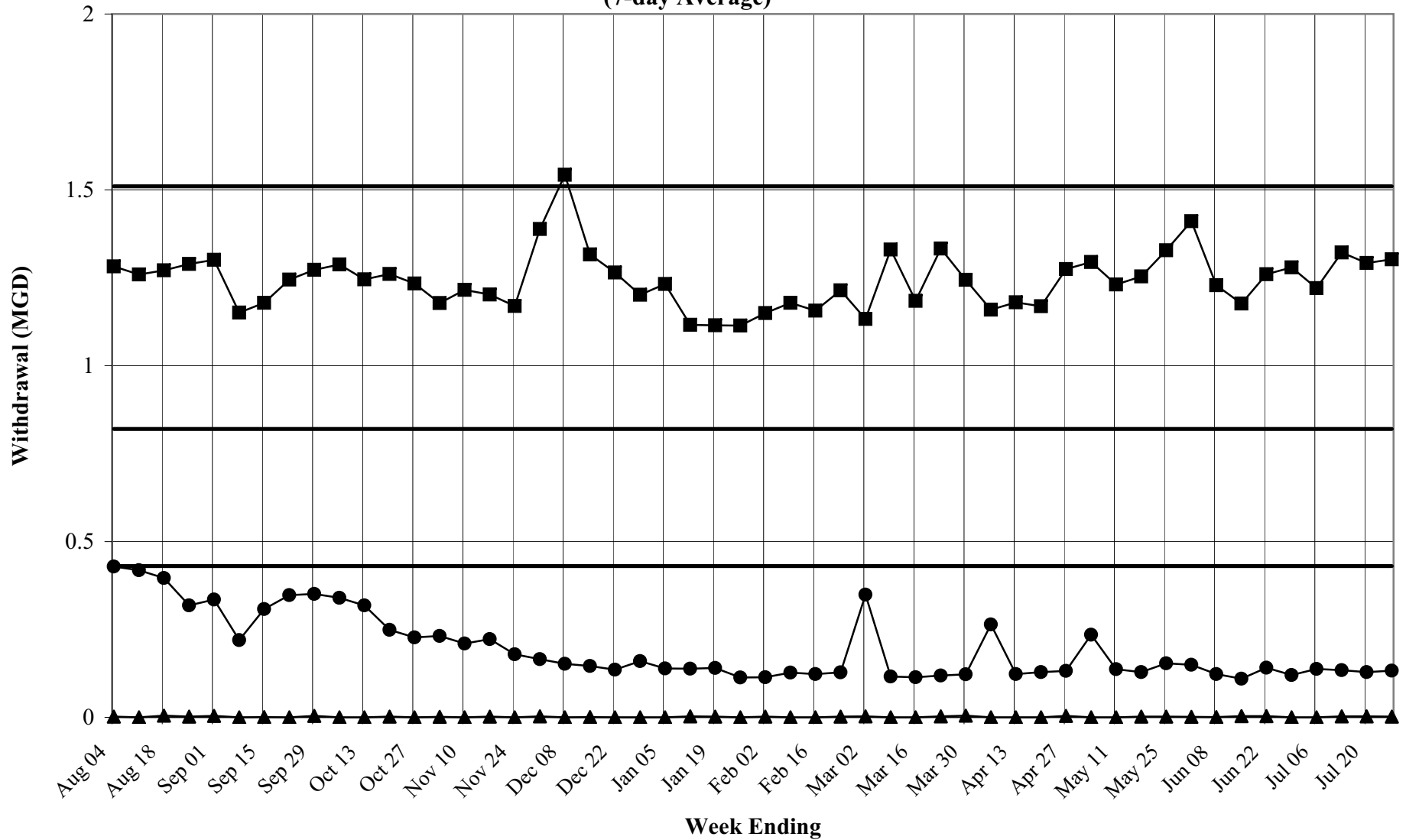


— Stage Withdrawal Limits ■ Hillsborough ● Orange-Alamance ▲ Piedmont Minerals

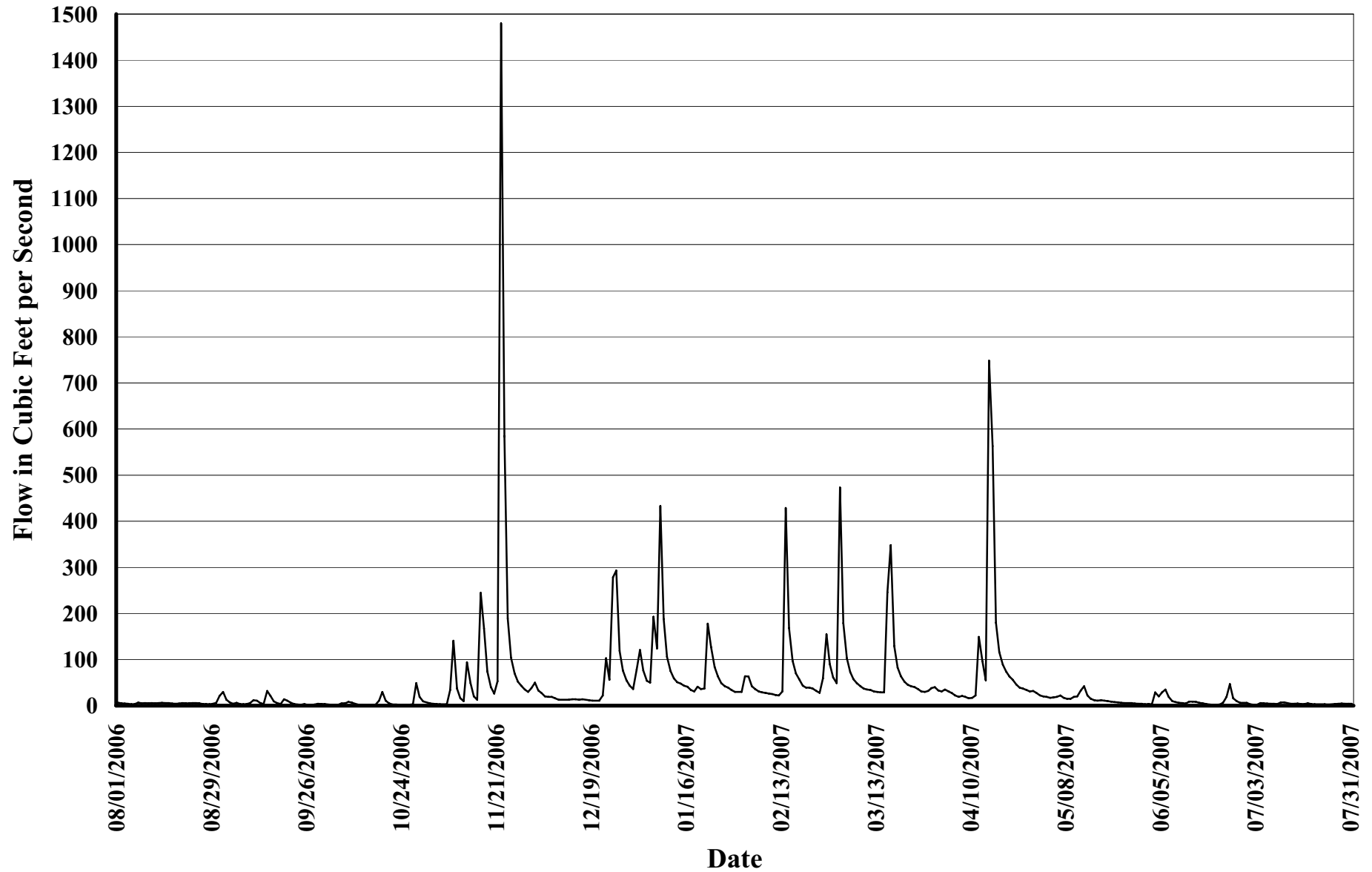
ENO RIVER AVERAGE WEEKLY WITHDRAWALS

August 2006 - July 2007

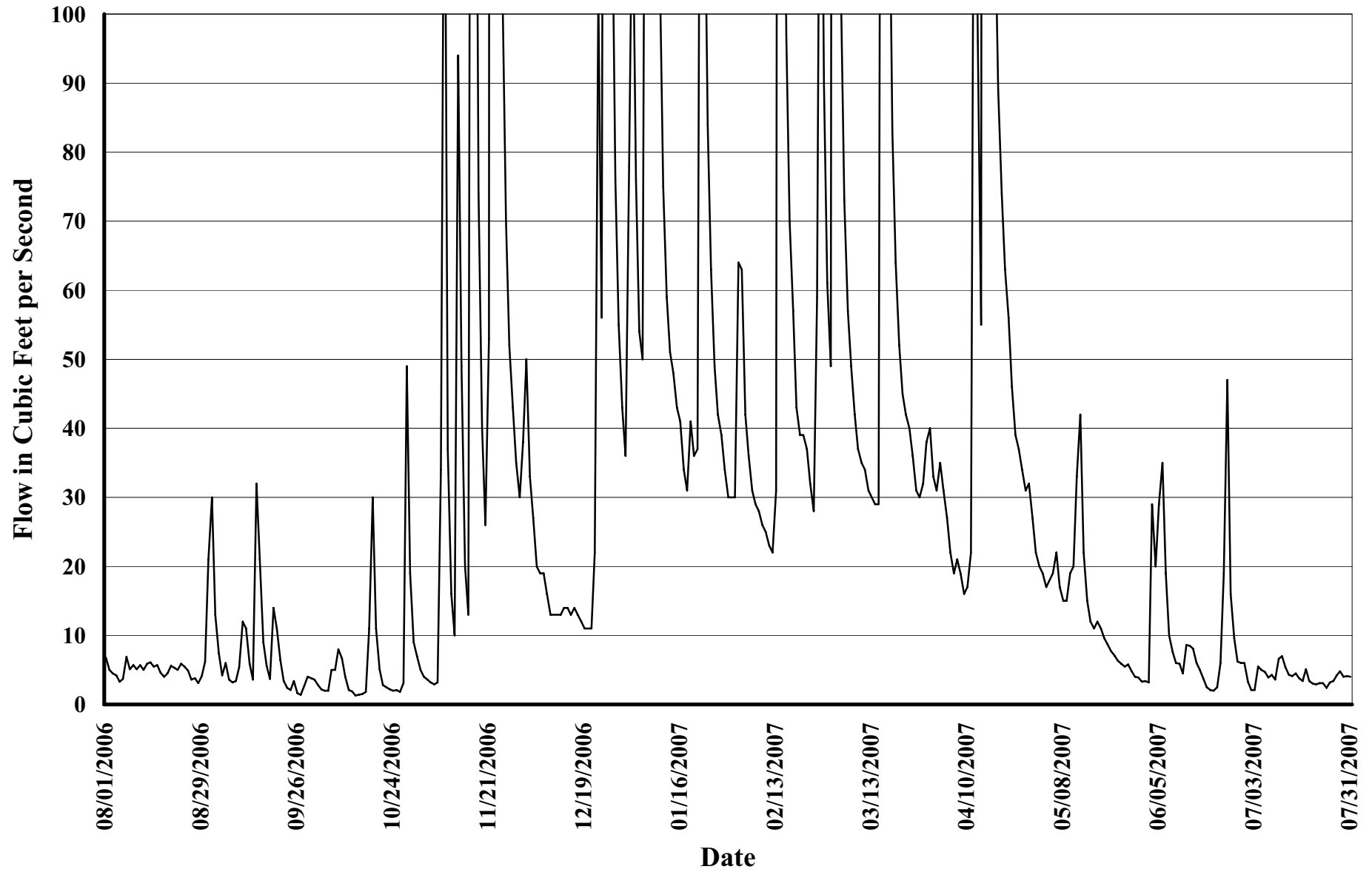
(7-day Average)



ENO RIVER @ HILLSBOROUGH, #02085000
August 2006 - July 2007



ENO RIVER @ HILLSBOROUGH, #02085000
August 2006 - July 2007



Summary for 2007 Annual Meeting
(covering Summer 2006 through Summer 2007)

| Month | Restrictions | Dates |
|----------------|--------------------|-----------------------|
| August 2006 | Stage 1 | August 5 - 31 |
| September 2006 | Stage 1 | September 1 - 30 |
| October 2006 | Stage 1 | October 1 - 31 |
| November 2006 | Stage 1 | November 1 - 13 |
| December 2006 | NONE | * |
| January 2007 | NONE | * |
| February 2007 | NONE | * |
| March 2007 | NONE | * |
| April 2007 | NONE | * |
| May 2007 | Stage 1 | May 27 - 31 |
| June 2007 | Stage 1 | June 1 - 30 |
| July 2007 | Stage 1 Stage 2 | July 1 -30 July 31 |

August - December 2006

Weeks of Restrictions

STAGE 1: 14 weeks, 3 days

January - July 2007

Weeks of Restrictions

STAGE 1: 9 weeks, 2 days

STAGE 2: 1 day

Hillsborough:

Total use: 1.262 mgd
Avg. Eno use: 1.262 mgd
(when operating: 1.262 mgd)

Total use: 1.227 mgd
Avg. Eno use: 1.227 mgd
(when operating: 1.227 mgd)

Orange-Alamance:

Total use: 0.666 mgd
Avg. Eno use: 0.261 mgd
(when operating: 0.270 mgd)

Total use: 0.628 mgd
Avg. Eno use: 0.143 mgd
(when operating: 0.271 mgd)

Piedmont Minerals:

Total use: 0.001 mgd
Avg. Eno use: 0.001 mgd
(when operating: 0.012 mgd)

Total use: 0.002 mgd
Avg. Eno use: 0.002 mgd
(when operating: 0.010 mgd)

* Note: Streamflows exceeded 10 cfs for this period.

Status of Water Users:

Hillsborough

- Kenny Keel provided the status of Hillsborough's West Fork Eno Reservoir (WFER);
 - Consistent year-round usage ~ 1.2 – 1.3 mgd,
 - 92% of usable capacity (2.1 feet below full),
- Currently releasing more than required from WFER due to drought conditions,
- Increased releases keeps stages higher by relieving Lake Orange releases,
- Continuing to work with Orange County to keep Lake Orange levels up and maintained,

Orange-Alamance

- The system has changed significantly since last meeting,
- August 2006 withdrawals ~ 0.400 mgd; ~ 0.300 mgd purchased, ~ 0.040 mgd from wells
- Installed in-line pump station to push purchase water to system,
- In December 2006 closed WTP on Sundays (~ 0.168 mgd)
- In January 2007, 5 day/week usage of ~ 0.168 mgd, down to 3 day/week usage by March
- Both pump station and WTP working well,
- Haw River contract: 0.300 – 0.800 mgd

Piedmont Minerals

- Provided brief description of dust collection system improvements,
- Usage has increased slightly thanks to overseas market,
- Usage primarily for heavy media separation and hosing parking lot.

Eno River State Park

- Hydrilla continues to be a horrendous problem,
- Emily Parisher is studying the hydrilla issue,
- Dave Cook foresees hydrilla inhabiting Falls Lake,
- Dave Cook noted anomalies in the Hillsborough and Durham gages. The Durham gage has since been tweaked to rectify the discrepancy.
- Concern over the Eno River Association request to transfer Piedmont Minerals allocation to the river flow has not been addressed by DWR.

Follow-up Items:

A discussion was held concerning the transfer of Piedmont Minerals allocation to the Eno River flow.

- Linwood Peele explained DWR discussions and findings;
 - The desktop model was not conclusive about the effect of the transfer,
 - A qualitative study by Wildlife Resource Commission is desired.
- Brian Strong emphasized that current evaluation is not of overall ecology and should also include Natural Heritage.
- Dave Cook and Robin Jacobs looking to learn the impact on wildlife and the quantity of biomass. Their perspective is it will be a favorable gain.
- Robin Jacobs reiterated that the informal request was solely for a temporary trade where Linwood Peele understood the request to be a permanent trade.
- Paul Thames was concerned that he was unaware of the trade request.

- Robin Jacobs stressed the need to address both the temporary and permanent trade. Included the possibility of acquiring an intern for Jim Mead.
- Brian Strong encouraged inter-Division talks to develop a model that accounts for ecology.
- Linwood Peele agreed that everyone needs to be at the table on this issue.
- Kenny Keel stated he was personally opposed to the trade given the current drought conditions and stressed that the Hillsborough Town Board needs to be involved.
- Orange-Alamance also voiced opposition to the proposed re-allocation.
- Linwood Peele planned to discuss with Jim Mead the study and its implications.

Meeting Adjourn.